

Family Law Hub Onboarding

Getting Started

Table of Contents

[Family Law Hub](#)

[Family Law Hub + Attorney's BriefCase®](#)

[Family Law Hub + Practitioner™](#)

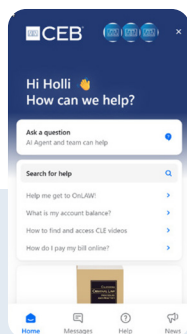
[Family Law Navigator](#)

Logging in for the First Time

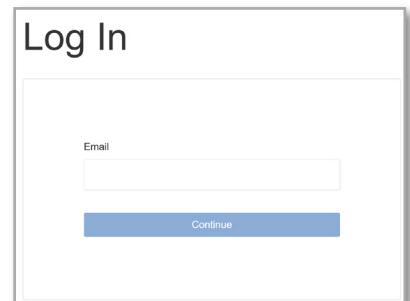
- Visit <https://research.ceb.com/>.
- Enter your email and click **Continue**.
- Click **Forgot Password?**
- Enter email and hit Send Instructions.
- You'll receive an email with instructions and a password reset link.
- Set new password and log in.



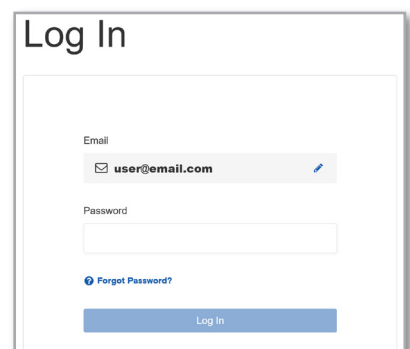
NOTE: If you don't see an email in your inbox, try searching for a message from customer_service@ceb.ucla.edu—it may have ended up in your junk or spam folder.



If you have questions while using Family Law Hub, click on the chat icon at the bottom right of the screen. You can speak with an agent by putting your question in the “Ask a question” box or do your own search in the gray “Search for help” box.



[Watch the video](#)



[Watch the video](#)

Getting to Family Law Hub

- Once logged in, click on the nine dots in the top left corner to view the navigation menu.
- Options include:
 - **OnLAW Pro**—CEB’s legal research platform focused on California law
 - All Family Law Hub subscriptions include access to our full primary law database and news feed, beyond what is directly relevant to family law.
 - **Family Law Hub**—Practice-centered hub that organizes CEB’s California family law resources in one place.
 - **Learning***—Over 1,000 hours of expert-led, California-specific MCLE programs.
 - **California Evidence: Attorney’s BriefCase***—Integrated civil and criminal evidence research tool that brings together cases, statutes, and commentary.
 - **California Family Law: Attorney’s BriefCase***—Comprehensive reference covering every major California family law case and statute.



To access the Family Law Hub directly, use and bookmark this link:

<https://research.ceb.com/workspaces/family-law>

**Depending on your product tier, you may not have access to this content.*

[Watch the video](#)

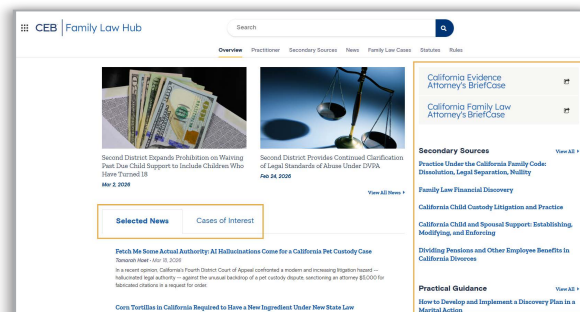
Navigating the Family Law Hub

The **Family Law Hub** includes core research with curated cases, statutes, rules and news.

The **Overview** tab shows the most recent **Selected News** and **Cases of Interest**.

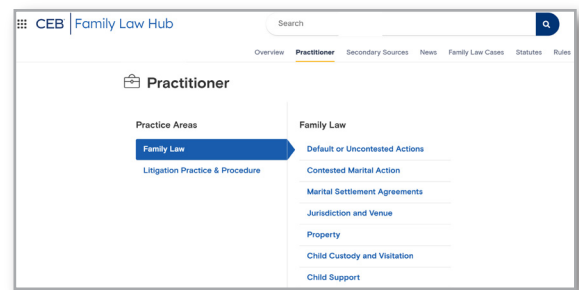
- The **right-hand column** links to **Attorney’s BriefCase**, **Secondary Sources**, **Practical Guidance**, **Statutes & Regulations** and **CLE Programs**.

**Depending on your product tier, some of the content in this column may be out of plan.*



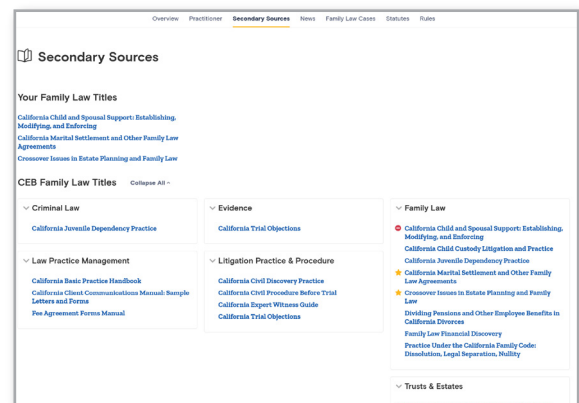
- **Practitioner:** The Practitioner tab shows all available **Family Law** and **Litigation Practice & Procedure** content.
 - Select one to start using Practitioner's **Workflows, How-To Guides, Strategy Notes, Charts & Checklists** and **Standard Documents**.

*Depending on your product tier, you may not have access to the contents of these titles.



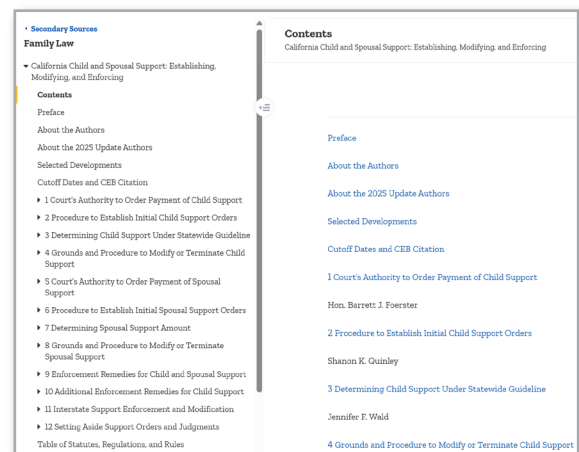
- **Secondary Sources:** The **Secondary Sources** tab shows titles relevant to **Family Law**.

- Click **Expand All** to view all available titles, or expand one practice area at a time.
- **Favorite frequently used titles:** Hover over a title and click the ★ icon. Favorites appear at the top of the Secondary Sources page.
- To remove a title from your Favorites, hover over the title and click the red delete icon 🗑️ that appears to the left.

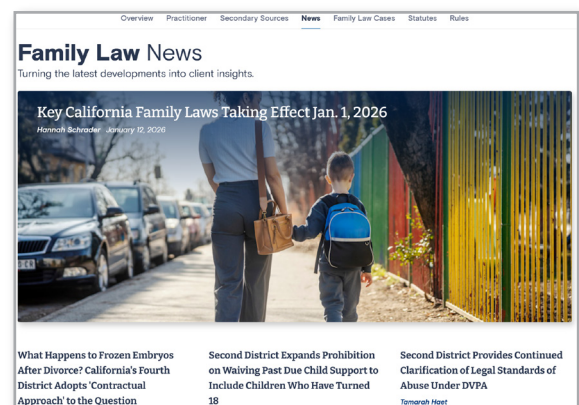


- Click a title to open it and use the **Table of Contents** to find a specific chapter or section.

*Depending on your product tier, you may not have access to the contents of these titles. These are marked with a lock icon 🔒.

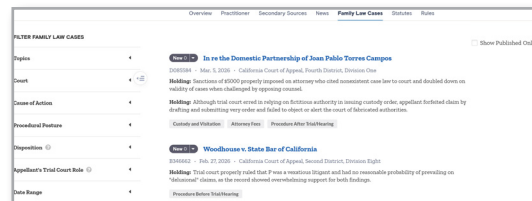


- **News:** The News tab shows the latest legal developments relevant to **Family Law**.



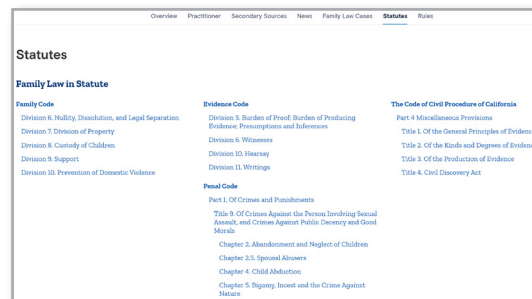
 Search our full statute database within the OnLAW Pro module.

- **Family Law Cases:** The Family Law Cases tab is a tailored view of our case law database.
 - Filter by **Topic, Court, Cause of Action, Procedural Posture, Disposition, Appellant's Trial Court Role** and **Year**.
 - Narrow to published cases only using the **Show Published Only** check box in the upper right corner.

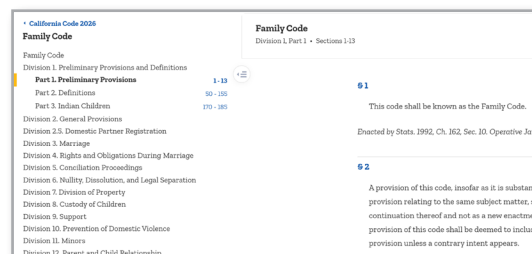


Search our full case law database within the OnLAW Pro module.

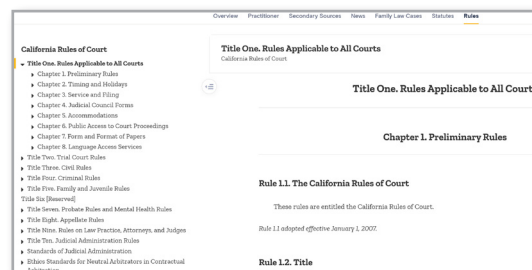
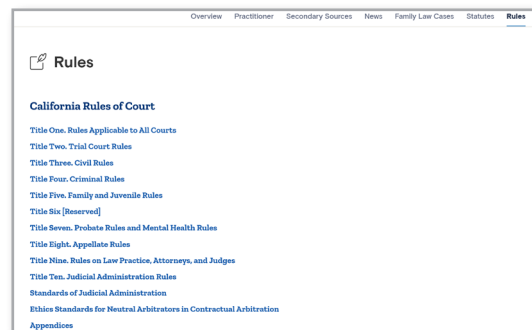
- **Statutes:** The Statutes tab contains a curated list of links to **Family Code, Evidence Code, Penal Code** and **The Code of Civil Procedure of California**.
 - Navigate through these using the **Table of Contents** on the left.



Search our full statute database within the OnLAW Pro module.



- **Rules:** The Rules tab shows the California Rules of Court
 - Navigate through these using the **Table of Contents** on the left



Searching and Filtering

- Use the central search bar to jump right into your research using keywords or natural language. These search principles apply across all modules within the CEB research platform.
- Start typing to see a list of suggested searches and content.

The screenshot shows a search bar with the text 'marital' entered. Below the search bar, there are three main categories of suggestions:

- marital**
 - marital status
 - marital dissolution
- PRACTITIONER**
 - Contested **Marital** Dissolutions
 - Default and Uncontested **Marital** Actions
- SECONDARY SOURCES**
 - Marital** Deduction Subtrust Funding
 - California **Marital** Settlement and Other Family Law Agreements
- NEWS**
 - Checklist: Collecting Evidence on **Marital** Standard of Living for Long-Term Spousal Support in California
 - 'I Can Buy Myself Flowers', or 'I (Don't) Got You Babe': **Marital** and Separate Property Issues in Probate
 - In a Long-Awaited Decision for Family Lawyers, the California Supreme Court Rules on Overlap Between **Marital** Transactions and Bankruptcy Creditors' Rights

- Click the **search icon** or hit enter to see the full list of results.

The screenshot shows the search results page for 'marital'. The search bar contains 'marital' and the search icon. The results are displayed under the 'Secondary Sources' tab. The first result is '915.32.3. Marital Trusts: The Marital Deduction' from the California Basic Practice Handbook. The text of the result is partially visible, showing requirements for the marital deduction.

- To **Search within results**, enter a keyword or natural language into the search bar and click enter.
- Go to a specific content-type results page using the tabs under the search bar.
- To **filter your search results**, click **Filter Search** to the right of the content tabs. Each content type has a unique set of filters that will appear.


The screenshot shows the search results page for 'marital' with filters applied. The search bar contains 'uncontested'. The results are displayed under the 'Secondary Sources' tab. The first result is '88.56 a. Nature and Execution of Agreement' from the California Basic Practice Handbook. The text of the result is partially visible, showing information about dissolution judgments.

Watch the video

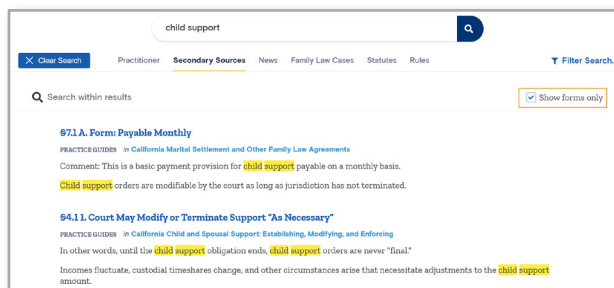


Filters used to narrow one list of results will not carry over to any other content-type list of results; switching between content tabs resets and clears all filters.

Forms Search

- Enter a keyword or natural language into the search bar and click on the **search icon**  or hit enter.
- Go to the **Secondary Sources** list of search results and check **Show forms only** in the upper right corner above the results.
- Click **Filter Search** to further narrow the results by practice area, titles, or resource type, or by entering additional key terms in the **Search within results** bar.

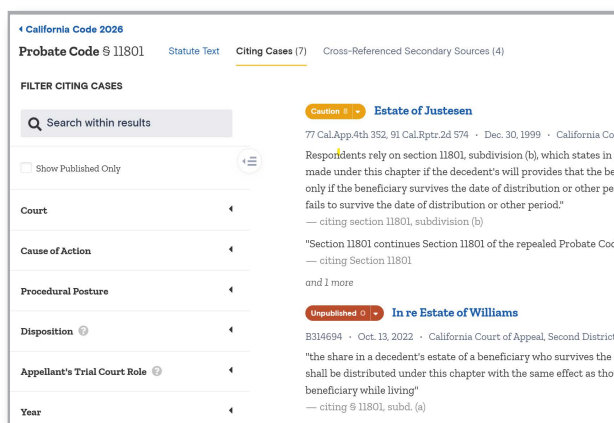
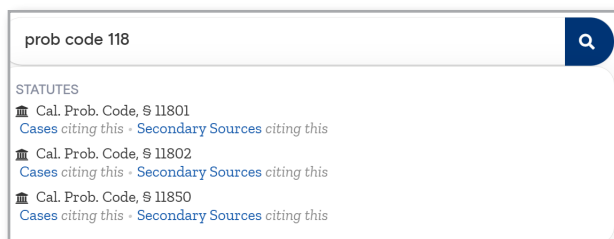
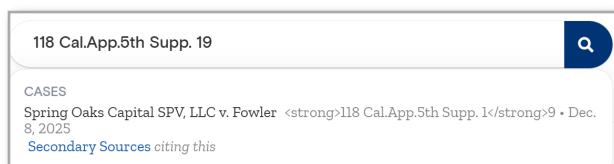
[Watch the video](#)



Case and Statute Search

- **Cases:** Enter the name of the case or the citation in any format in the search bar. As you start typing, matching cases will appear below the bar in real time.
- Click on the case citation to be taken to the case text.
- Click on **Secondary Sources citing this** to view the list of all CEB titles citing the case.
- **Statutes:** Enter the full name of the code or a common abbreviation. Access the statute text or go directly to the list of cases and secondary sources citing to the statute.
- See the citing cases and cross-referenced secondary sources when viewing the statute text. Narrow your view using the filters on the left.

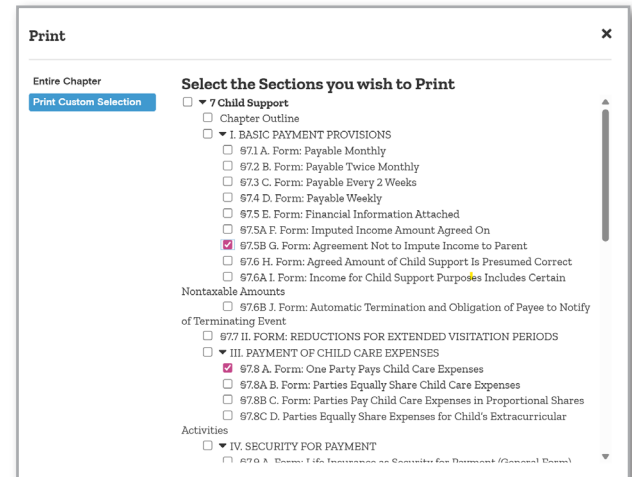
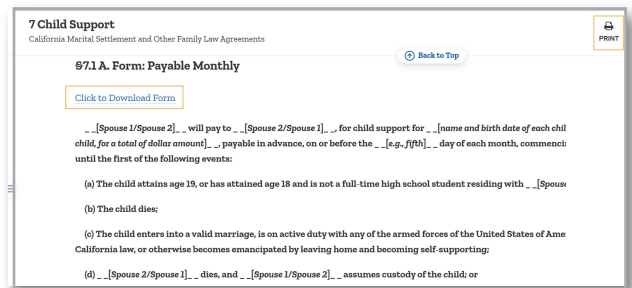
[Watch the video](#)





Printing and Downloading

- To download a form, select **Click to Download Form**. The download will automatically be saved to your computer downloads folder.
- To print, click the print icon in the top right corner. For secondary sources, you will have the option to print the entire chapter or print a custom selection.

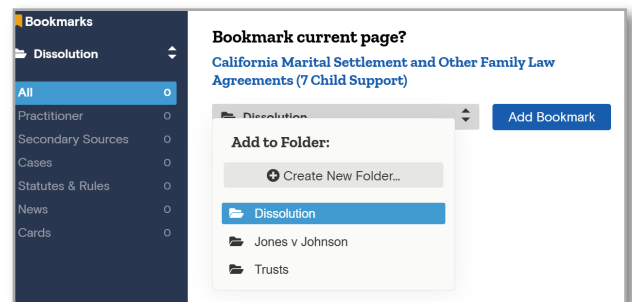
[Watch the video](#)




Bookmarking Content

- At the top of any page, click on the gold bookmark icon . Click the gray drop-down menu to select an existing folder or create a new one.
- Once the folder has been selected, click **Add Bookmark**.
- Bookmark all content included in your subscription.
- To access bookmarked content, use the same gold bookmark icon  at the top of the screen. Navigate between existing folders to find saved content using the drop-down menu on the left.

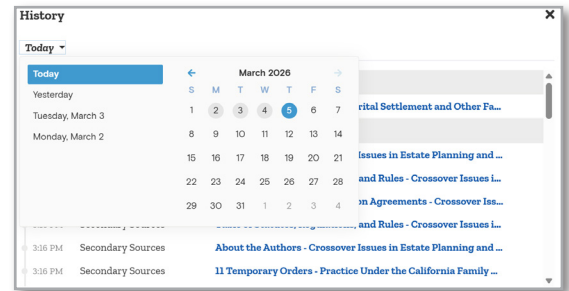
[Watch the video](#)



Accessing Your History

- To see your full search, view, and browsing history, click the **History icon**  in the upper-right corner of any page, next to the bookmark icon.
- To view a previous day's history, click **Today** in the search history window to reveal the calendar and navigate to a specific date.

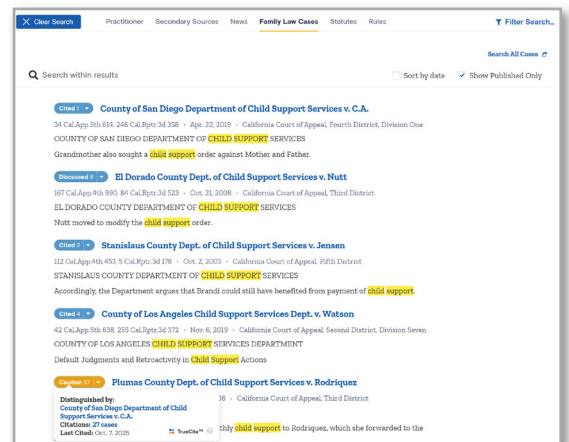
[Watch the video](#)



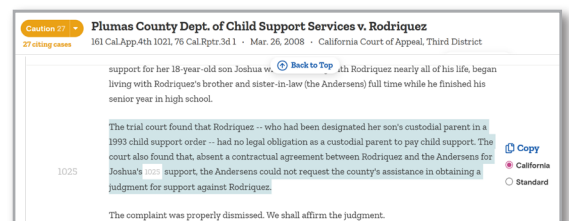
TrueCite® Case Citator

- TrueCite is CEB's attorney-reviewed case citator that is updated daily to ensure all cases are marked with the right treatment and nuance.
- Click on a treatment to see why it was flagged and when it was last cited.

[Watch the video](#)



- To **copy with cite**, highlight the relevant text and select between California Style or Bluebook style.
- Click **Copy** and paste the text into your document or email with the correct citation format.



For the citation to copy with the highlighted text, you must click Copy above your selected style. Using a keyboard shortcut or right click menu will only include the text, and not the citation. Pasting the properly copied text with citation can be completed with a keyboard shortcut or right click menu.

Using Attorney's BriefCase

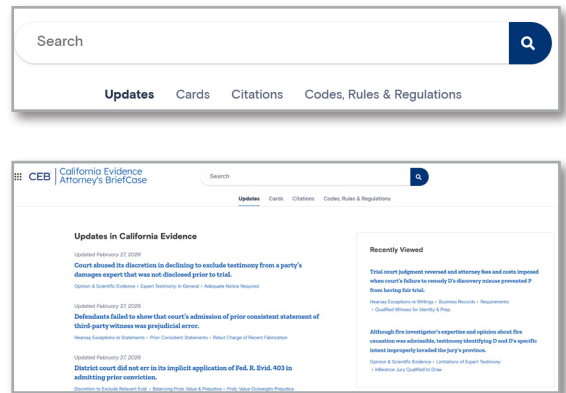
Attorney's BriefCase contains two modules providing expert case insight.

- California Evidence—Integrated civil and criminal evidence research tool that brings together cases, statutes and commentary.
- California Family Law—Comprehensive reference covering every major California family law case and statute.

[Watch the video](#)

Using Attorney's BriefCase Updates

- Navigate content via Updates. The listed **Updates** are the holdings taken from recent California cases affecting family law and evidence. The precise topic and subtopic are tagged below the holding.
- Select a holding to view the card and topic for the holding or rule.
- Recently viewed shows the five most recent cards you viewed on this page.

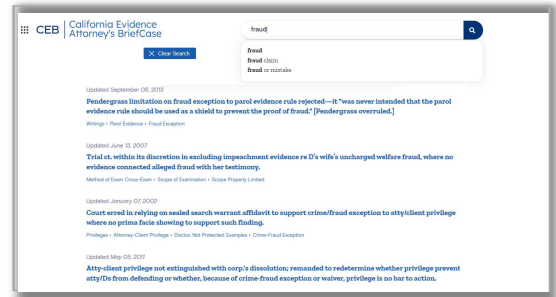


Using Attorney's BriefCase Content Cards

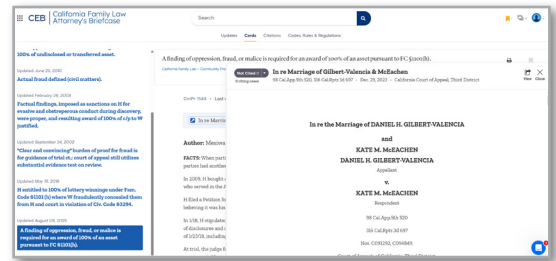
- Navigate content via **Cards**. Each card contains a holding pulled from a published opinion and organized in the module based on its tagged topic and sub-topic.
 - You can find the relevant law for a specific issue by following the logical topic and sub-topic hierarchy.
 - Navigating to a collection of cards takes you to the holdings as a list.
 - Foundational cases are listed first.



- Or you can search using keywords or natural language to find all cards related to an issue, regardless of where they live in the structure.
- From your list of results, you can click into a specific holding or by clicking any of the topic tags listed below a holding, you can be taken to the list of all summaries on that subject.

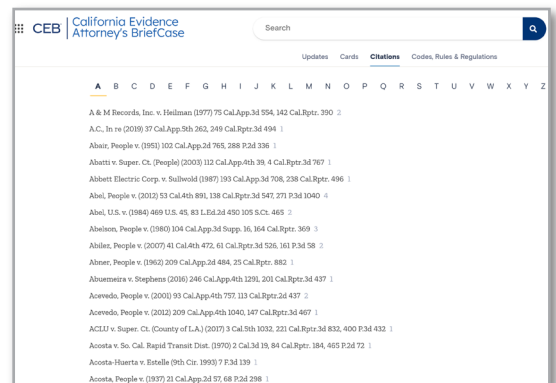


- Navigate within a collection of cards by selecting a holding along the left or clicking **Next**.
- To view the text of a cited case, click the citation. The case will appear in the bottom right corner of your screen.



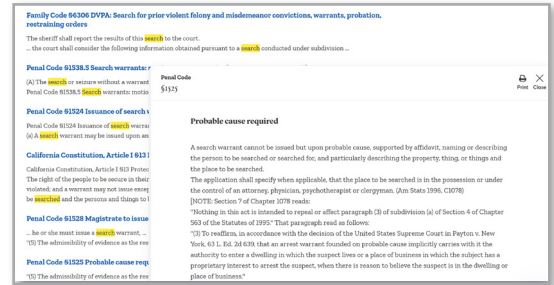
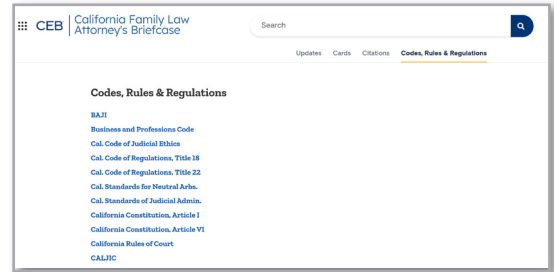
Using Attorney's BriefCase Content Citations

- Search or browse a case citation to see all the cards associated with the case.
- Using search here returns results from all the underlying cases linked to Attorney's BriefCase cards.
- To view the text of the case, click on the citation on the card. The case will appear in the bottom right corner of your screen.



Using Codes, Rules & Regulations

- The text of applicable statutes and regulations is provided within the ABC modules.
- Navigate to a code, rule or regulation by browsing or by using natural language search.
- Click on a citation to view the section text.

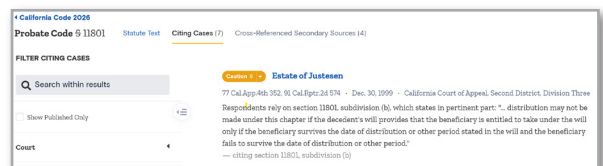
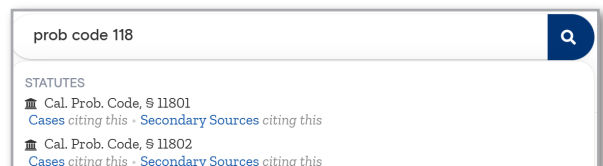
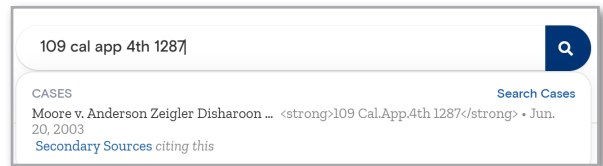


Search our full primary law database within the OnLAW Pro module.

Case and Statute Search in OnLAW Pro

All Family Law Hub subscriptions include access to our full primary law database and newsfeed in OnLAW Pro. Those with Practitioner or Family Law Navigator can also access Secondary Sources and Practitioner content within OnLAW Pro. To learn more about how to utilize OnLAW Pro, click [here](#).

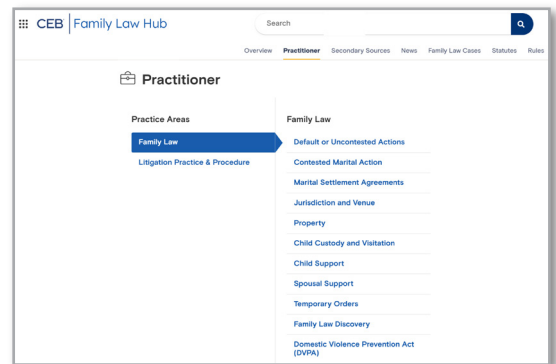
- **Cases:** Enter the name of the case or the citation in any format in the search bar. As you start typing, matching cases will appear below the bar in real time.
 - Click on the case citation to be taken to the case text.
 - Click on **Secondary Sources** citing this to view the list of all sources citing the case.
- **Statutes:** Enter the full name of the code or a common abbreviation. Access the statute text or go directly to the list of cases and secondary sources citing the statute.
 - See the citing cases and cross-referenced secondary sources when viewing the statute text. Narrow your view using the filters on the left.



Using Practitioner

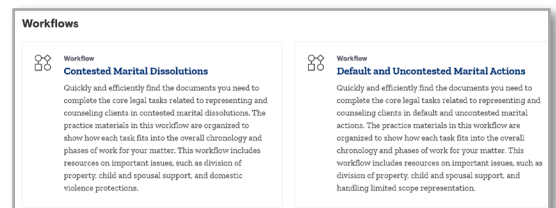
- Click the **Practitioner** tab to get started.
- Browse available **Family Law** and **Litigation Practice & Procedure** content.
- Select one to start using **Practitioner's Workflows, How-To Guides, Strategy Notes, Charts & Checklists, and Standard Documents.**

[Watch the video](#)



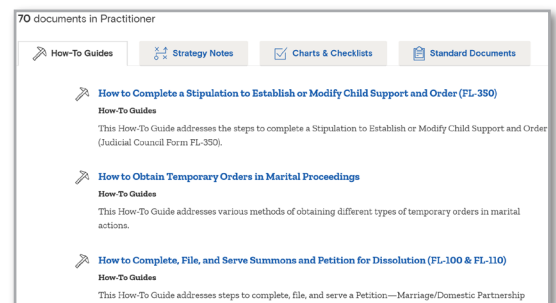
Workflows

- Review a comprehensive roadmap and timeline for the entirety of a legal matter.



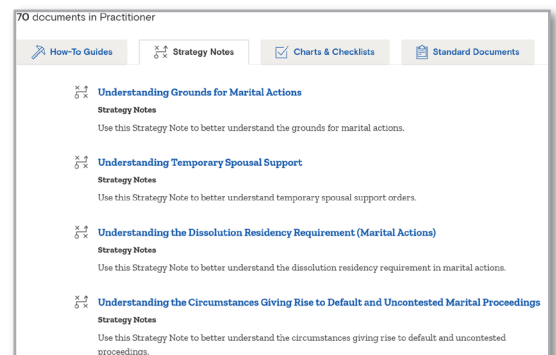
How-to Guides

- Streamline your legal process with clear, concise, step-by-step guidance, including Judge's perspectives, practice notes, cautions, and examples.
- Get county-specific how-to guides for 20 of California's most populous counties.



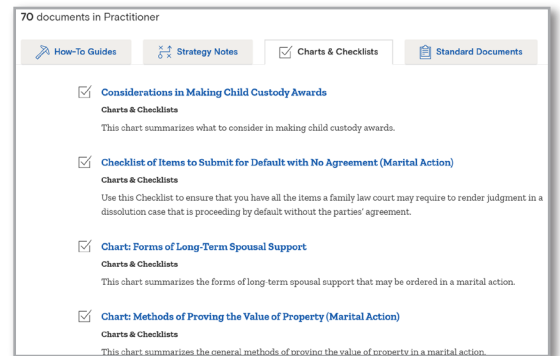
Strategy Notes

- Leverage insights from seasoned attorneys and judges with outlines of the key strategic and tactical considerations for analyzing new developments, approaching settlement negotiations or advising your client.



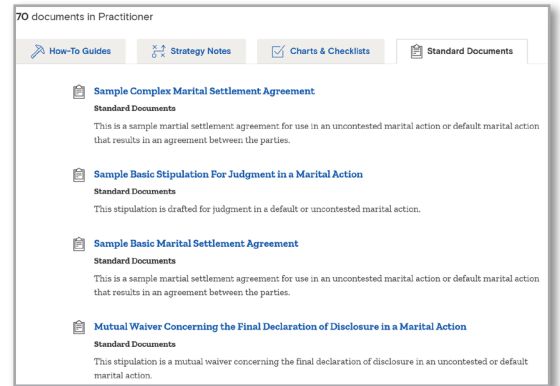
Charts & Checklists

- Quickly reference processes with flowcharts and review key tasks and outlines of statutes of limitations, relevant jury instructions and more.



Standard Documents

- Draft unfamiliar motions using downloadable, high-quality templates, forms and standard clauses with annotated sample documents from experienced California lawyers.

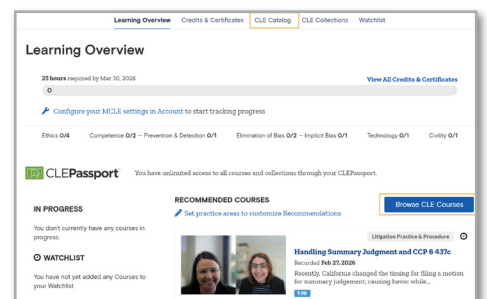


Using the Learning Platform (Part of Family Law Navigator)

Click on the nine dots in the top left corner to view the navigation menu and select **Learning**.

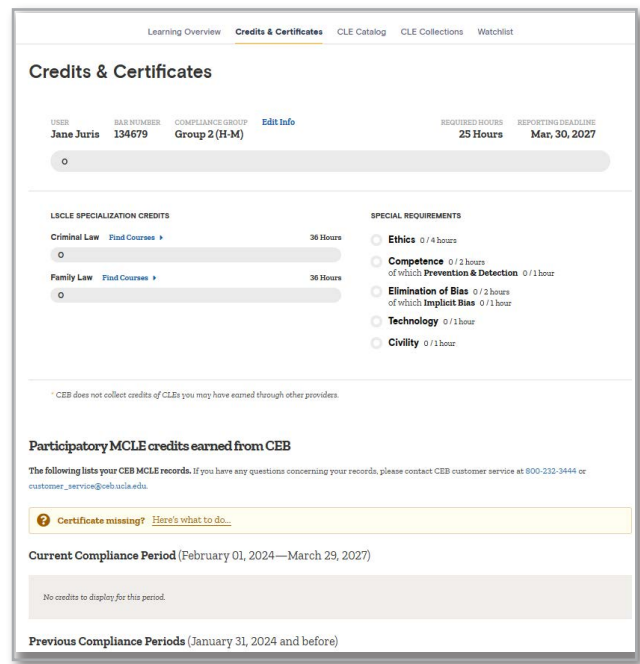


- In the **Learning Overview** tab, you will see a credit tracker, a list of in-progress courses and recommended courses.
- Recommended Courses populate based on your selected practice areas and previously viewed courses.
 - Clicking **Set Practice Areas to customize Recommendations** will take you to your profile, where you can select the practice areas that you are interested in. Your selected practice areas will also tailor your news feed on the OnLAW Pro homepage and OnLAW Pro News page.



- The **Credits & Certificates** tab shows the credits you've completed through CEB.
- Check your progress, including special requirement credits, against your compliance deadlines and print or save all your Certificates of Completion, organized by compliance period.

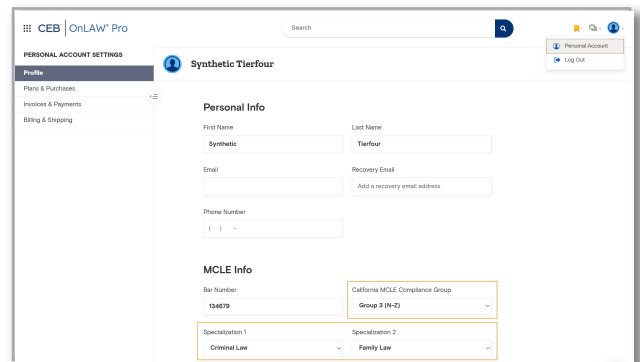
Adjusting your Compliance Group: We automatically sort you into a compliance group based on the first letter of your last name at the time your CEB account was created. If that does not match your actual compliance group based on your last name at the time of admission, you can change your compliance group within your account settings.



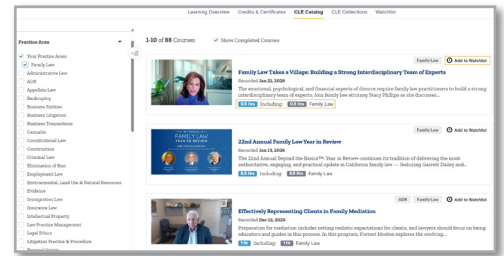
Specialization Credits (LSCLE): We offer LSCLE credit in:

- Appellate Law
- Criminal Law
- Estate Planning, Trust and Probate Law
- Family Law
- Taxation Law
- Workers' Compensation Law

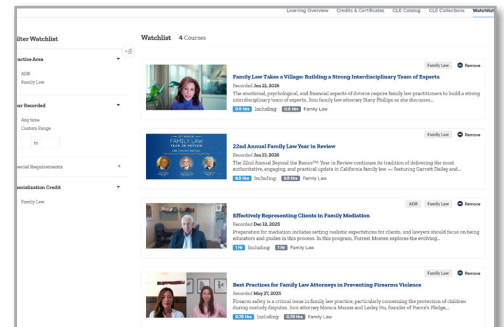
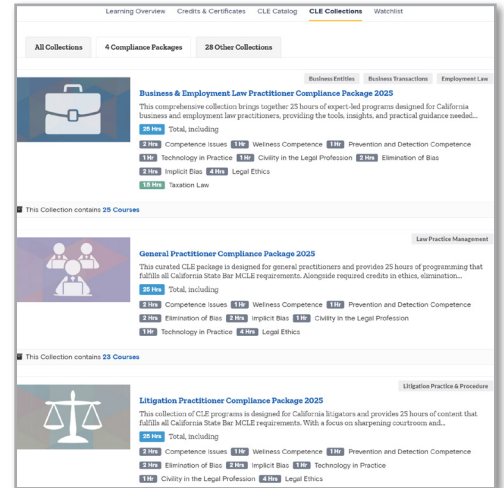
In your Personal Account, you can select up to two areas of specialization that you would like to track within the Learning platform. Once these are set, you'll be able to track your progress on these credits from your Overview page and Credits & Certificates page.



- The **CLE Catalog** tab shows all available courses, with the newest courses at the top.
- Filter by **Practice Area**, **Date Recorded**, **Special Requirements**, and **Specialization Credit** using the checkboxes on the left
- Or use the search box above, then click **filter search** near the search bar to drill down further.
- Credit hours (blue), special requirements credits (green), and specialization credits (grey) are easy to spot while you browse.
- Add any course to your Watchlist to view later.
- The **CLE Collections** tab includes curated compliance packages that satisfy all California State Bar requirements
- Other collections we have include past live webinar Institutes, essential skills and basics collections, and collections with courses that complement each other.



- The **Watchlist** tab shows the courses you have saved for later



CLE Course Page

- Once you are in your chosen course, click **Start this Course** under the thumbnail picture or under the description.
- Download the course materials by clicking the hyperlinked document title below **Course Materials** on the right. The link to download the course materials will remain available as you view the course.

[Watch the video](#)

